


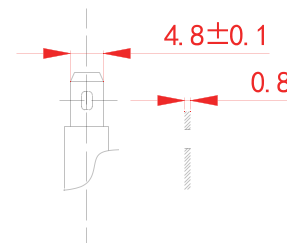
Nominal Voltage		12V
Rated Capacity (20 hour rate)		2.3AH
Dimension	Length	178±1mm (7.01in)
	Width	35±1mm (1.38in)
	Height	61±1mm (2.40in)
	Total Height (with terminals)	66±1mm (2.60in)
Weight		Approx 0.9kg ±2%(1.98lbs)



Unit:mm Dimension:178(L)×35(W)×61(H)



Terminal:T1



### Characteristic

Capacity 25°C(77°F)	20 hour rate (115mA)	2.30AH
	5 hour rate (391mA)	1.96AH
	1 hour rate (1.38A)	1.38AH
Internal Resistance	Full charged Battery 25°C(77°F)	85mΩ
Capacity affected by Temperature (10 hour rate)	40°C(104°F)	103%
	25°C(77°F)	100%
	0°C(32°F)	85%
	-15°C(5°F)	65%
Self-Discharge 25°C(77°F)	Capacity after 3 month storage	91%
	Capacity after 6 month storage	82%
	Capacity after 12 month storage	65%
Max. Discharge Current	46A (5S) 25°C(77°F)	
Terminal	Standard	T1
	Optional	/
Charging (Constant Voltage)	Cycle	Initial Charging Current 0.69A or small 14.40~15.00V 25°C(77°F)
	Float	13.50~13.80V 25°C(77°F)

### Applications

- ☆ All purpose
- ☆ Uninterruptable Power Supply(UPS)
- ☆ Electric Power System(EPS)
- ☆ Emergency backup power supply
- ☆ Emergency light
- ☆ Railway signal
- ☆ Aircraft signal
- ☆ Alarm and security system
- ☆ Electronic apparatus and equipment
- ☆ Communication power supply
- ☆ DC power supply
- ☆ Auto control system

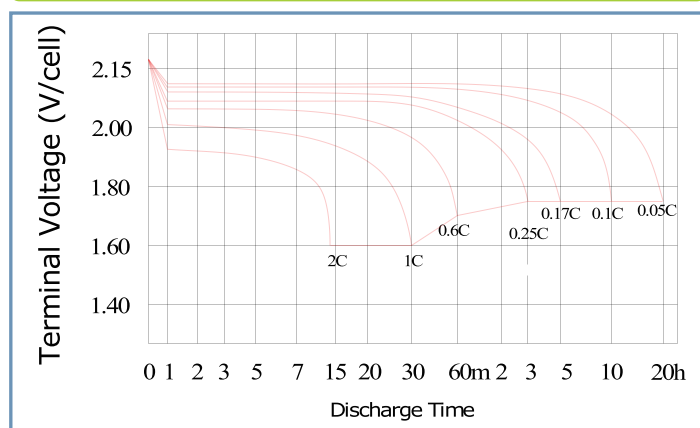
### Constant Current Discharge(Amperes) at 25°C(77°F)

F.V/Time	10min	15min	30min	1H	2H	3H	4H	5H	8H	10H	20H
1.85V/cell	4.28	3.32	2.01	1.21	0.741	0.546	0.440	0.374	0.253	0.208	0.110
1.80V/cell	4.76	3.64	2.17	1.29	0.779	0.571	0.457	0.388	0.262	0.215	0.112
1.75V/cell	5.13	3.89	2.29	1.35	0.808	0.590	0.473	0.400	0.270	0.220	0.115
1.70V/cell	5.43	4.08	2.39	1.39	0.831	0.606	0.483	0.409	0.273	0.224	0.116
1.65V/cell	5.65	4.23	2.46	1.43	0.847	0.617	0.492	0.415	0.277	0.226	0.118
1.60V/cell	5.83	4.34	2.51	1.46	0.860	0.625	0.497	0.420	0.281	0.229	0.119

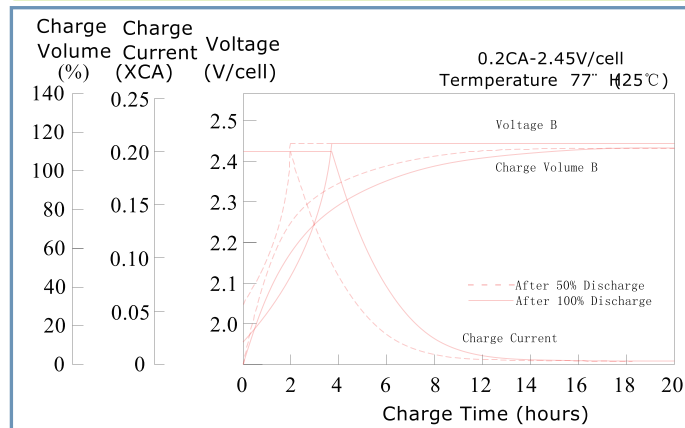
### Constant Power Discharge(Watts/cell) at 25°C(77°F)

F.V/Time	10min	15min	30min	1H	2H	3H	4H	5H	8H	10H	20H
1.85V/cell	8.09	6.33	3.89	2.36	1.46	1.08	0.871	0.745	0.509	0.418	0.221
1.80V/cell	8.82	6.83	4.16	2.50	1.53	1.13	0.906	0.772	0.525	0.431	0.226
1.75V/cell	9.36	7.20	4.35	2.61	1.58	1.16	0.930	0.791	0.537	0.440	0.231
1.70V/cell	9.72	7.46	4.49	2.68	1.61	1.18	0.948	0.805	0.546	0.447	0.234
1.65V/cell	10.0	7.66	4.60	2.74	1.64	1.20	0.96	0.817	0.552	0.452	0.236
1.60V/cell	10.1	7.71	4.63	2.77	1.65	1.21	0.97	0.822	0.556	0.456	0.238

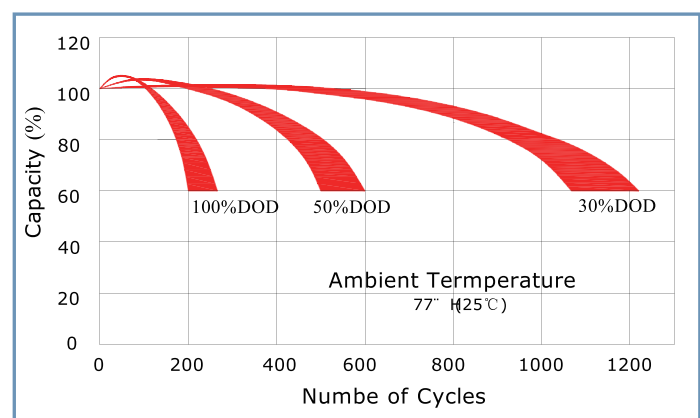
### Discharge Characteristics



### Float Charge Characteristics



### Cycle Life in Relation to Depth of Discharge



### Self Discharge Characteristics

