

GEL Series Battery

GE series batteries are designed with AGM separator and GEL deep cycle technology to give Extra-durable cyclic performance at extreme temperature.

GE series Batteries are designed for 12 years life time floating design life at 25 °C .

Meet with IEC, BS,JIS and Eurobat standard .

Application

- * Emergency Power System
- * Communication equipment
- * Telecommunication systems
- * Uninterruptible power supplies
- * Electric toy car and wheelchairs, etc.
- * Power tools
- * Golf cars and buggies
- * Marine equipment
- * Medical equipment
- * Solar and wind power system



General Features

- * Safety Sealing
- * Non-spillable construction
- * High Reliability and Stability
- * Sealed and Maintenance-free
- * Safety and Quality certification
- * Long Life and low self-discharge design

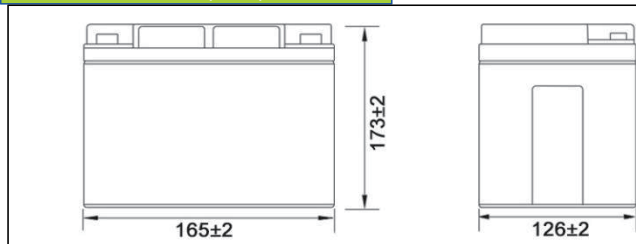
Construction

- * Positive Lead dioxide
- * Electrolyte Silicon dioxide
- * Separator AGM
- * Container ABS(UL94-HB), Flammability Resistance of UL94-V2 can be available upon request
- * Negative Lead
- * Safety Valve EPDR
- * Terminal Copper

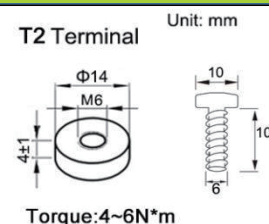
Specification

Battery Model	Nominal Voltage		12V (6 cells per unit)	
	Rated capacity (10 Hour rate)		28Ah	
Dimension	Length	Width	Height	Total Height
	165mm (6.49 inches)	126mm (4.96 inches)	173mm (6.81 inches)	173mm (6.81 inches)
Approx Weight	7.85kg(17.41lbs) ± 3%			
Internal Resistance	Full charged at 25°C(77°F):Approx 10.00mΩ			
Maximum Charge Current	8.4A			
Max.discharge current	420A (5Sec.)			
Operating Temperature Range	Nominal Operating Temperature	Discharge	Charge	Storage
	25°C(77°F)	-15°C~ 50°C (5°F~122°F)	-15°C~ 40°C (5°F~104°F)	-15°C~ 40°C (5°F~104°F)
Capacity @ 25°C (77°F)	20 hour rate(1.475A,10.5V)	10 hour rate(2.800A,10.5V)	5 hour rate(4.97A,10.5V)	1 hour rate(17.42A,9.6V)
	29.5Ah	28.0Ah	24.85Ah	17.42Ah
Capacity affected by Temp.(10HR)	40°C (104°F)	25°C (77°F)	0°C (32°F)	-15°C (5°F)
	102%	100%	85%	65%
Charge method	Float Charging Voltage		Equalization Charging Voltage	
	13.5 ~ 13.8 VDC/Unit at 25°C (77°F)		14.4~ 15.0 VDC/Unit at 25°C (77°F)	

Outer dimension (mm)



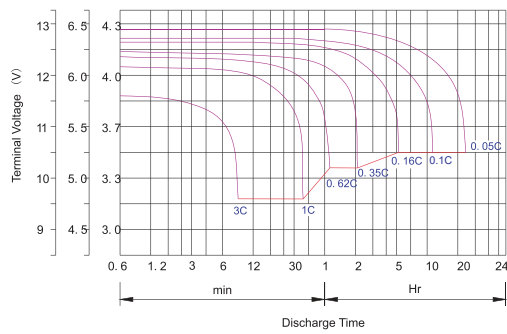
Terminal Type



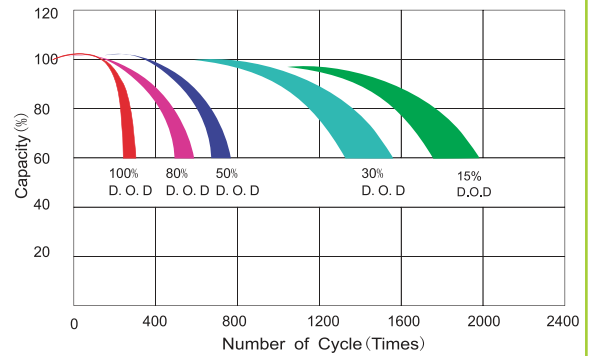
Constant Current(Amp) and Constant Power(Watt) Discharge Table at 25°C(77°F)

F.V/Time		5min	10min	15min	20min	30min	1h	2h	3h	5h	8h	10h	20h
1.85V/cell	A	76	52.5	40.3	33.3	26.3	15.71	9.65	6.72	4.79	3.11	2.635	1.412
	W	143	100.0	77.1	63.7	50.5	30.38	18.85	13.26	9.51	6.20	5.293	2.851
1.80V/cell	A	83	56.6	43.1	34.9	27.2	16.18	9.82	6.87	4.89	3.16	2.679	1.436
	W	155	106.8	81.5	66.4	51.8	31.15	19.11	13.46	9.66	6.29	5.348	2.880
1.75V/cell	A	90	60.5	45.2	36.2	28.0	16.55	9.99	6.98	4.97	3.20	2.800	1.475
	W	167	113.5	85.2	68.3	53.1	31.74	19.33	13.61	9.77	6.36	5.408	2.910
1.70V/cell	A	97	63.2	47.0	37.4	28.8	16.81	10.14	7.07	5.05	3.24	2.761	1.475
	W	178	117.7	88.1	70.2	54.4	32.16	19.55	13.74	9.89	6.41	5.472	2.946
1.67V/cell	A	101	65.1	48.2	38.3	29.4	17.03	10.26	7.15	5.10	3.27	2.775	1.486
	W	184	120.9	90.0	71.6	55.3	32.48	19.66	13.82	9.95	6.45	5.494	2.965
1.60V/cell	A	111	69.9	51.0	39.9	30.5	17.42	10.45	7.28	5.19	3.31	2.800	1.500
	W	200	128.0	94.5	74.4	57.1	33.05	19.96	14.05	10.08	6.50	5.534	2.988

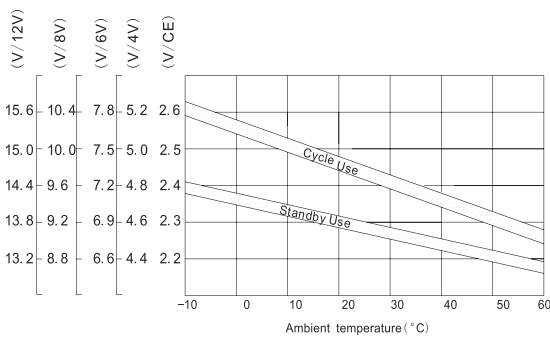
Discharge characteristic Curve



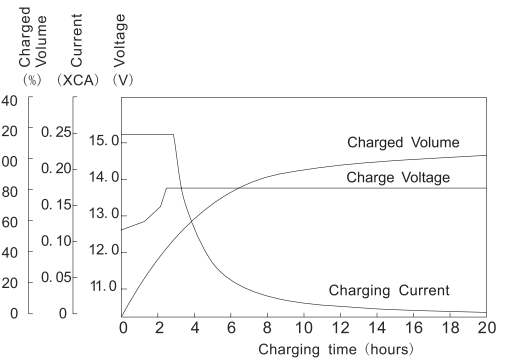
Cycle service life in relation to depth of discharge



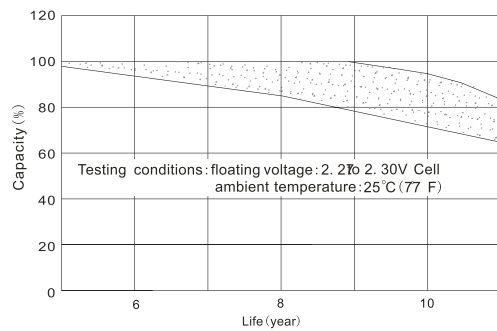
Relationship between charging voltage and temperature



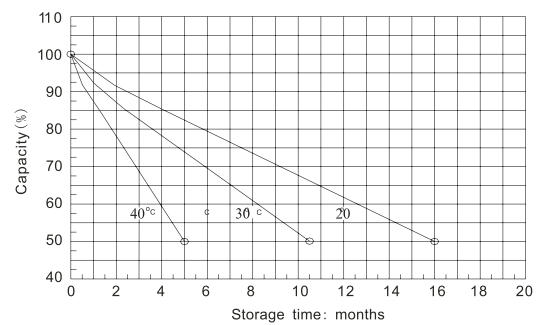
Constant voltage charging characteristic (0.25CA, at 25°C)



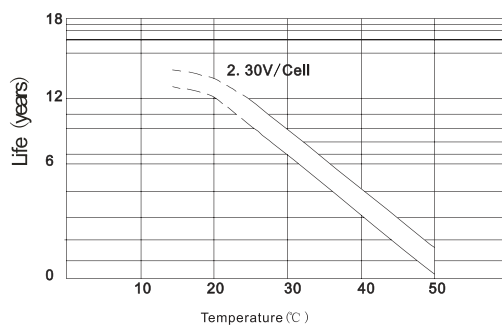
Life characteristics of standby use



Self-discharge characteristic



Temperature effects on float life



Charge characteristic Curve for standby use

