
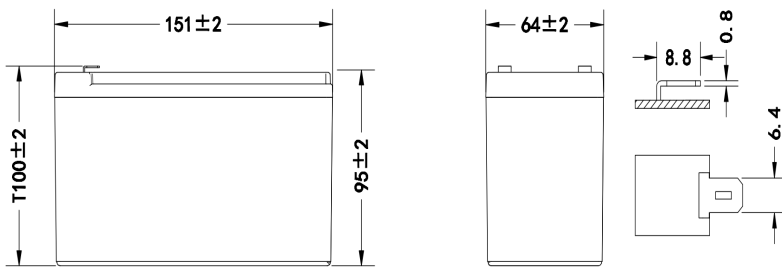


DIGITAL SCREEN INTELLIGENT STORAGE LITHIUM BATTERY

MODEL: PN MS10-12(L)

NO:

Container Color		Plane Chart:	
	PANTONE		
	3516C		
	Black C		
	Terminal type	F2	
	10 A	BMS	
	20241101	Time	
CE UN38.3			
Function	(YES) Digital Display	(NO) Bluetooth	Product Size: 151*64*95*T100 (mm)

Parameter Chart:

Rated Voltage	12.8	V
Rated Capacity(25°C)	10	Ah
Series & Parallels	4 ~ 2	S/P
Voltage Range	9.2 ~ 14.6	V
Rated Energy	128	Wh
Maximum Discharge Current	10	A
Maximum Charge Current	10	A
Discharge cut-off voltage	≥ 9.2	V
Charge voltage	14.6	V
Cycle life(@25°C, 100%DOD)	≥ 3000	Cycle
Float Voltage	13.6 ~ 13.8	V
Operating humidity	60 ± 25%	R.H.
Certified	CE/UN38.3	
Communication	/	
Total Weight	Approx. 1.00 ± 0.10	Kg
Operating temperature	Charging 0 ~ 45°C Discharging -20 ~ 55°C	

Long-term Storage

After the battery is charged, it should be used as soon as possible to avoid loss of usable capacity due to self-discharge.

If storage is required, the battery needs to be stored in a low SOC state. The recommended storage conditions are: 20%~40%SOC, 0°C~35°C, relative humidity ≤60%.

Constant Current Discharge Characteristics (A, 25°C)

Time(h)	1.00	2.00	4.00	5.00	8.00	10.00	15.00	20.00
Current (A)	10.00	5.00	2.50	2.00	1.25	1.00	0.67	0.50

Constant Power Discharge Characteristics (Watt, 25°C)

Time(h)	1.00	2.00	4.00	5.00	8.00	10.00	15.00	20.00
Watt (W)	128.00	64.00	32.00	25.60	16.00	12.80	8.53	6.40

Capacity Factors With Different Temperature

Discharge	-20	-10	0	10	20	25	30	40	50	55	60
	≥55	≥70	≥90	≥95	≥100	≥100	≥100	≥98	≥97	≥95	≥93

Matters needing attention

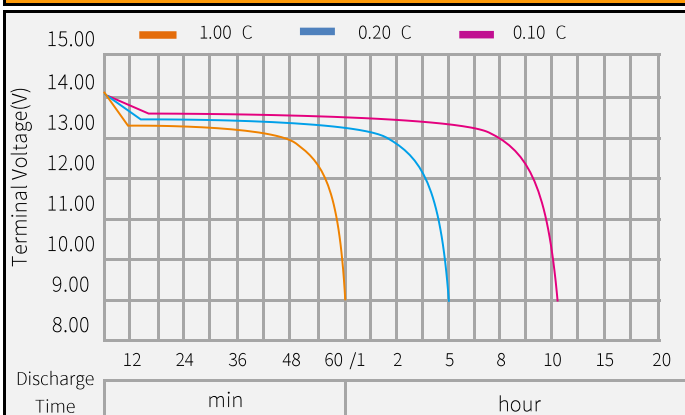
★ The above parameters are for reference only. The accurate parameters shall be based on the actual production order.

★ During usage, it is strictly prohibited to reverse the positive and negative terminals of the battery.

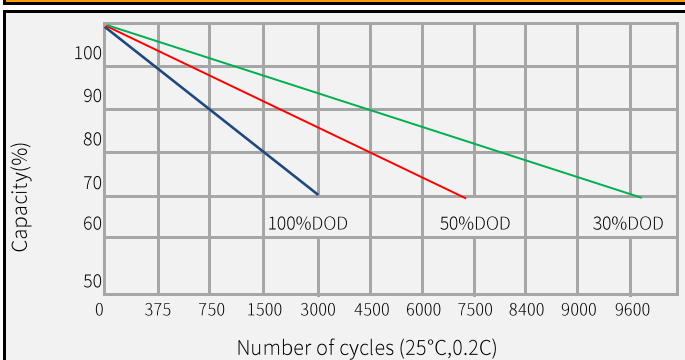
★ Please use a special charger for lithium-ion batteries when charging.

★ If series or parallel connection is required, please consult the agent or manufacturer.

Discharge Current 25°C



Cycle service life in relation to the depth of discharge



Charge and Discharge at 25°C, 0.2C

