

Pure Sine Wave DC to AC Power Inverter - P Series

Inverter Expert

P3000U-3000W with USB

Features:

Input & output fully isolated. ◀

With USB output port ◀

High Surge: High surge current capability starts difficult loads such as TVs, ◀

camp, motors and other inductive loads.

Soft start: Smooth start-up of the appliances. ◀

Pure Sine Wave Output Waveform: Clean power for sensitive loads. ◀

AC output identical to, and in some cases better than the power supplied by your utility. ◀

Cooling Fan: Control by load or temperature (optional) ◀

Low Total Harmonic Distortion: below 3% ◀











Remote Control: optional ◀

AC Output Receptacles(optional)



A	B	C	D	E	F	G	H	I	GFCI
USA	AUSTRALIA	UNIVERSAL	Europe+USA+Japan	U.K	FRANCE	GERMANY	BRAZIL	ISRAEL	USA-GFCI

■ SPECIFICATION:

MODEL		P3000U-121	P3000U-241	P3000U-481	P3000U-122	P3000U-242	P3000U-482
OUTPUT	AC VOLTAGE	100/110/120VAC			220/230/240 VAC		
	RAT ED POWER	3000W					
	SURGE POWER	6000W(for few seconds)					
	USB	5V,500mA(optional)					
	WAVEFORM	Pure Sine Wave(THD<3%)					
	FREQUENCY	50/60Hz ± 3Hz					
	AC REGULATION	±5%					
	STANDARD RECEPTACLES	A, B, C, D, E, F, G, H, I, GFCI (optional as above)					
LED INDICATOR	Green for power on, red for failure or protection status indication						
INPUT	NO LOAD CURRENT DRAW	≤1.6A					
	DC VOLTAGE	12V	24V	48V	12V	24V	48V
	VOLTAGE RANGE	10.5~15.0VDC	21.0~30.0V DC	42~60V DC	10.5~15.0VDC	21.0~30.0V DC	42~60V DC
	EFFICIENCY (Typ.)	>87.0%	>90.0%	>90.0%	>87.0%	>90.0%	>90.0%
	FUSE	50A*6	25A*6	15A*6	50A*6	25A*6	15A*6
PROTECTION	DC CABLE (60CM)	BVR4*6	BVR4*4	BVR4*6	BVR4*6	BVR4*4	BVR4*6
	BAT.LOW ALARM	11±0.5V DC	22±1V DC	44±2V DC	11±0.5V DC	22±1V DC	44±2V DC
	BAT.LOW SHUTDOWN	10.5±0.5V DC	21.0±1V DC	42±2V DC	10.5±0.5V DC	21.0±1V DC	42±2V DC
	OVERLOAD	Shutdown					
	OVER VOLTAGE	14.8±0.5V DC	29.6±1V DC	58.4±2V DC	14.8±0.5V DC	29.6±1V DC	58.4±2V DC
	OVERTEMPRETURE	Shut-off output voltage, recover automatically after temperature goes down					
	SHORT CIRCUIT	Shut-off output voltage, repower on to recover					
	BAT REVERSE POLARITY	By fuse open					
ENVIRONMENT	SOFT START	Yes 5~10s					
	GROUNDING PROTECTION	Yes					
	RESET VOLTAGE AFTER LVS	11.8~12.8V DC	23.6~25.6V DC	47.2~51.2V DC	11.8~12.8V DC	23.6~25.6V DC	47.2~51.2V DC
	WORKING TEMP.	0~40℃					
	WORKING HUMIDITY	20%-90% RH non-condensing					
SAFETY & EMC	STORAGE TEMP.& HUMIDITY	-30℃~70℃ 22° F~185° F、10-95%				<div><div> Soft Start</div><div> High Efficiency</div><div> Turbo Cooling fan</div></div> <div><div> Universal Protection Circuit</div><div> UL458(only for GFCI receptacle)</div><div> UL1000 Ohms/500VDC</div></div> <div><div> Compliance to EN55022 Class A</div><div> Compliance to EN61000-3-2, 3</div><div> Compliance to EN60950-1: 2006+A11:2009</div></div> <div><div> Compliance to E8*72/245/EEC, 95/54/EC</div><div> Compact Design</div></div>	
	SAFETY STANDARDS	UL458(only for GFCI receptacle)					
	ISOLATION RESISTANCE	I/P-O/P: 1000Ohms/500VDC					
	EMI CONDUCTION & RADIATION	Compliance to EN55022 Class A					
	EMS IMMUNITY	Compliance to EN61000-3-2, 3					
	LVD	Compliance to EN60950-1: 2006+A11:2009					
	E- MARK	Compliance to E8*72/245/EEC, 95/54/EC					
OTHERS	REMOTE CONTROL	Switch with 5m wire (optional)				<div><div> L.I.T</div><div> Low Interference Technology</div></div> <div><div> USB 5V</div><div> 500mA</div></div>	
	DIMENSION	460*230*108mm					
	PACKING	7Kg, 2pcs/19.5Kgs/Ctn(46*31.5*38.5cm)					
	COOLING FAN	Control by load/temperature(optional)					
	APPLICATION	Home and office appliances, Power tools and portable equipments, Vehicle and solar power systemsetc.					

INSTALLATION

