

General Series Battery

General Series VRLA batteries are designed with AGM (Absorbent Glass Mat) technology, High performance plates and electrolyte to give extra power output for common power backup system. General Series Batteries are the general purpose batteries with 10 years floating design life at 25 °C Meet with IEC, BS, JIS and Eurobat standard. UL (MH62092), CE approved.

Application

- * Emergency Power System
- * Communication equipment
- * Telecommunication systems
- * Uninterruptible power supplies
- * Electric toy car and wheelchairs, etc.
- * Power tools
- * Alarm system
- * Marine equipment
- * Medical equipment
- * Fire and Security System



General Features

- * Heavy Duty Grid
- * Mechanized assembly
- * Non-spillable construction
- * High Reliability and Stability
- * Sealed and Maintenance-free
- * Long Life and low self-discharge design

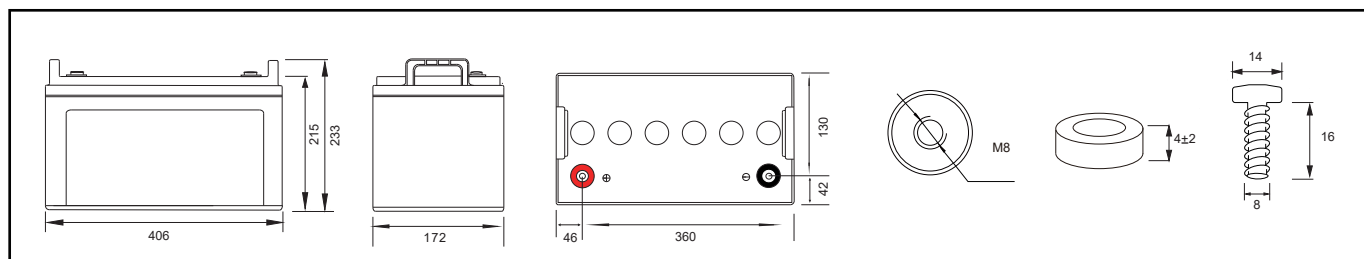
Construction

- * Positive Lead dioxide
- * Electrolyte Sulfuric acid
- * Separator Fiber glass
- * Container ABS(UL94-HB) / Flame Retardant ABS (UL94-V0)
- * Negative Lead
- * Safety Valve EPDR
- * Terminal Copper

Specification

Battery Model	Nominal Voltage		12V	
	Rated capacity (10 Hour rate)		120Ah	
	Cells Per battery		6	
Dimension	Length	Width	Height	Total Height
	406mm (15.98 inches)	174mm (6.85 inches)	215mm (8.46 inches)	233mm (9.17 inches)
Approx Weight	33.2kg(71.87lbs) ± 3%			
Capacity @ 25°C (77°F)	10 hour rate(12A,10.5V)	5 hour rate(21.35A,10.5V)	3 hour rate(31.03A,10.8V)	1 hour rate(72A,9.6V)
	120Ah	106.75Ah	93.09Ah	72Ah
Max.discharge current	960A (5 Sec.)			
Internal Resistance	Full charged at 25°C (77°F): Approx 4.2mΩ			
Capacity affected by Temp.(10 HR)	40°C (104°F)	25°C (77°F)	0°C (32°F)	-15°C (5°F)
	102%	100%	85%	65%
Self Discharge @25°C (77°F)	After 3 months storage		After 6 months storage	After 12 months storage
	91%		82%	64%
Charge method @25°C (77°F)	Cycle Use		Float Use	
	14.40-15.00V (Initial charging current less than 31.5A)		13.60-13.80V	

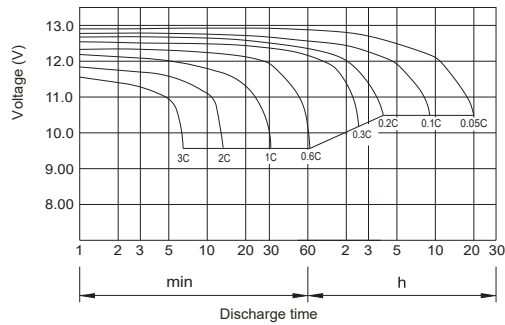
Outer dimension (mm)



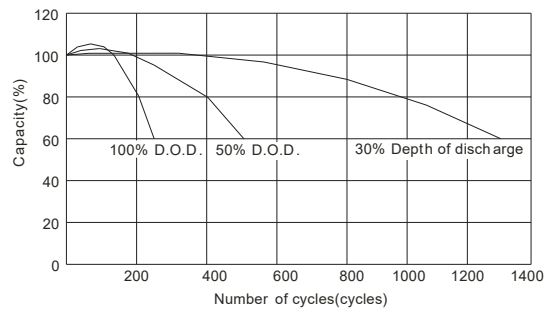
Terminal Type (mm)

Constant Current(Amp) and Constant Power(Watt) Discharge Table at 25°C (77°F)										
F.V/time	15MIN	30MIN	60MIN	90MIN	2HR	3HR	5HR	8HR	10HR	20HR
1.60V	187.600	121.000	72.000	52.696	44.421	31.643	21.594	15.290	12.452	6.868
	362.068	241.032	143.640	105.217	88.879	63.311	43.207	30.593	24.914	13.742
1.67V	177.855	118.415	71.478	52.174	44.200	31.477	21.475	15.161	12.258	6.525
	343.527	236.000	142.609	104.202	88.511	63.093	43.046	30.398	24.577	13.082
1.70V	173.469	117.380	70.957	52.122	44.089	31.397	21.470	15.009	12.103	6.351
	335.316	233.946	141.739	104.139	88.326	62.951	43.047	30.109	24.280	12.740
1.75V	166.160	115.312	69.913	51.443	43.813	31.200	21.356	14.968	12.000	6.250
	321.520	229.992	140.000	102.887	87.757	62.587	42.841	30.048	24.090	12.547
1.80V	159.338	112.726	69.391	51.078	43.536	31.034	21.297	14.839	11.806	6.044
	308.797	224.936	139.130	102.412	87.220	62.285	42.743	29.811	23.719	12.142
1.85V	151.055	109.624	68.348	50.504	43.149	30.757	21.178	14.645	11.613	5.838
	293.046	218.903	137.242	101.514	86.482	61.792	42.546	29.451	23.354	11.740

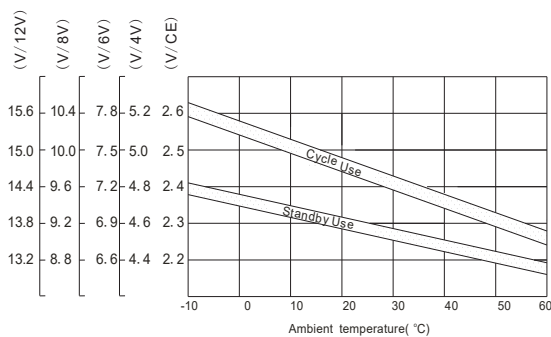
Discharge characteristic Curve



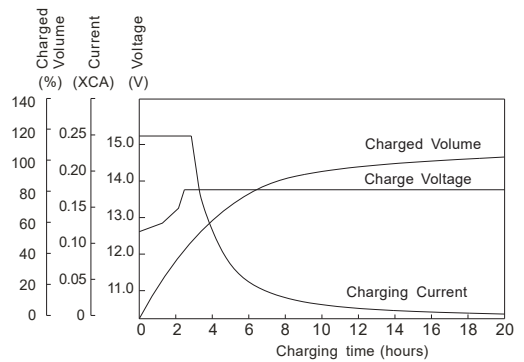
Cycle service life in relation to depth of discharge



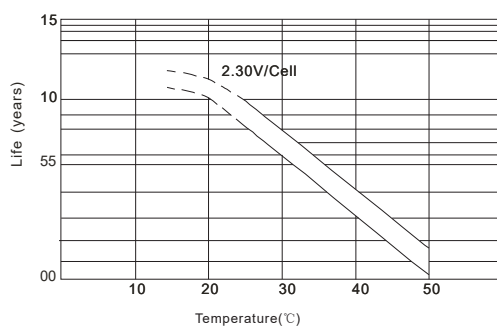
Relationship between charging voltage and temperature



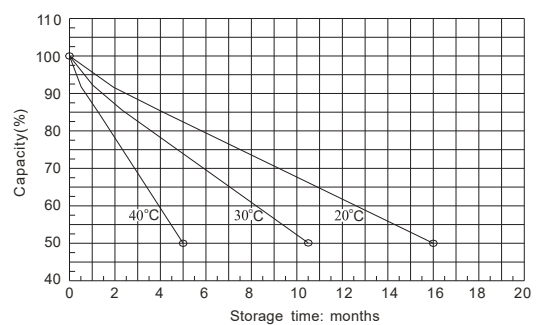
Constant voltage charging characteristic (0.25CA, at 25°C)



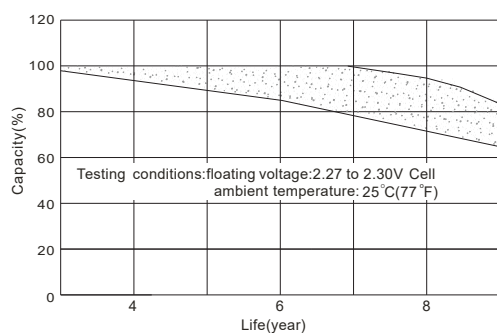
Temperature effects on float life



Self-discharge characteristic



Life characteristics of standby use



Charge characteristic Curve for standby use

