




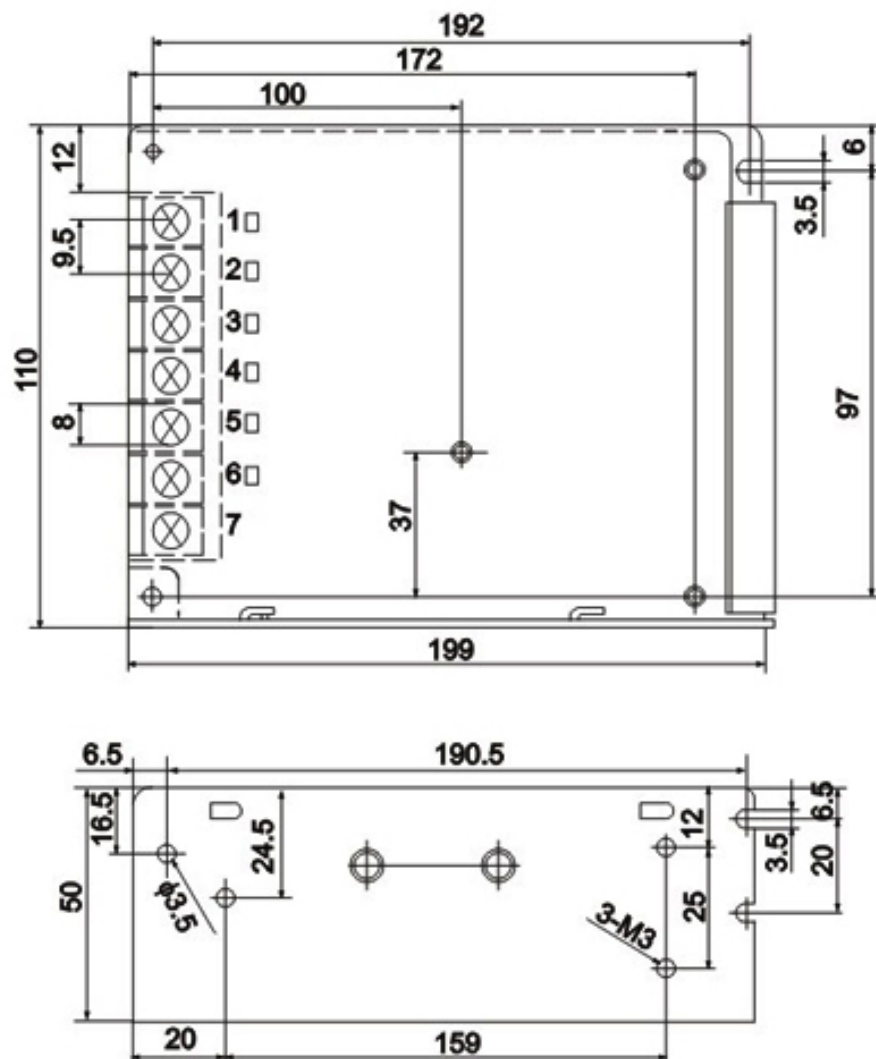
HS-200W

terminal 9x9.5mm
L , N : AC
 :
-V : DC
+V : DC

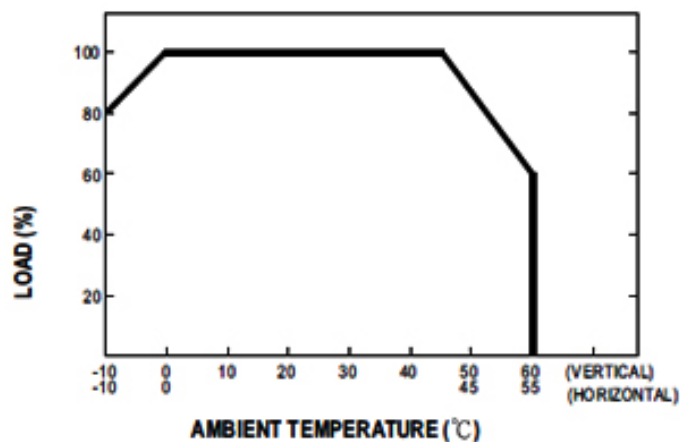
AC input voltage range	85-132VAC/170-264VAC 47-63Hz 240-370VDC
Input current	4.5A/115V 2,5A/230V
AC inrush current	Cold-start current 25A/115V 50A/230V
Leakage current	<3.5mA/240VAC
DC adjustable range	±10% rated output voltage
Over load protection	105-150% hiccup mode,auto-recovery
Over-voltage protection	115-135%
Setup rise lold up time	200ms 100ms 20ms
Withstand voltage	I/P-O/P: 1.5KVAC 1minute I/P-FG: 1.5KVAC 1minute O/P-O/P: 0.5KVAC 1minute
Working temperature	-10 ~ +60 .20%-90% RH
Weight/packing	0.85kg.24pcs/20.4kg

type	Output	Error	Range	Efficiency
HS-200-5	5V , 0-40A	±2%	150mV	78%
HS-200-7.5	7.5V , 0-26.5A	±1%	150mV	80%
HS-200-9	9V , 0-22A	±1%	180mV	80%
HS-200-12	12V , 0-16.5A	±1%	180mV	82%
HS-200-13.5	13.5V , 0-14.7A	±1%	180mV	83%
HS-200-15	15V , 0-13A	±1%	180mV	84%
HS-200-24	24V , 0-6.8.3A	±1%	240mV	85%
HS-200-27	27V , 0-7.4A	±1%	240mV	86%
HS-200-48	48V , 0-4.2A	±1%	240mV	87%

Mechanical Specification



Derating Curve



Static Characteristics (24V)

