



SELV CE    **IP68** 

LED Power Supply

MODEL TLG-24E400C
INPUT 180~264V AC

Features:

- Slimline design with fully sealed aluminum housing
- Waterproof IP68,suitable for any Working Environment
- With the newest topological structure,average efficiency up to 90%
- Protections:Short circuit/Over load
- 100% full load burn-in test

INPUT

INPUT VOLTAGE	180~264V AC (Refer to the derating curve of "Loading and Input voltage")
FREQUENCY RANGE	50/60Hz
EFFICIENCY	90%
AC CURRENT	≤3.5A@230VAC
AC INRUSH CURRENT	60A@230VAC
LEAKAGE CURRENT	0.75mA@230VAC

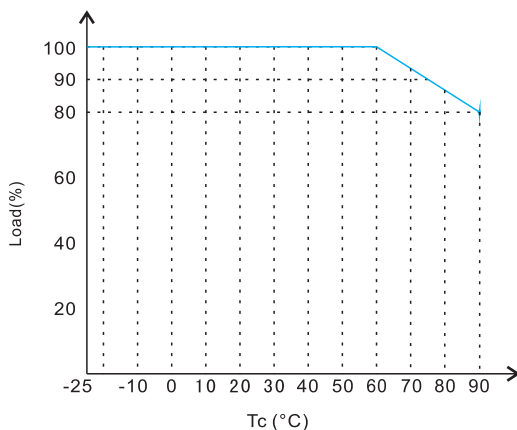
PROTECTION

OVER LOAD	95%-120% rated power, Protection Type:auto-recovery, after fault condition is removed
SHORT CIRCUIT	Protection Type:recovery automatically after fault condition is removed

SAFETY & EMC

SAFETY STANDARDS	IEC61347 A1 +A13
EMC	EN 55015;EN 61547;EN 61000-3-3;
WITHSTAND VOLTAGE	I/P-FG:1.5KV AC I/P-O/P:3.0KV AC
ISOLATION	I/P-O/P:> 100M Ohms/500VDC/25°C /75%RH

LOADING AND AMBIENT TEMPERATURE



INSTALLATION GUIDE

- It is recommended to use no more than 80% of the rated load of a power supply,to have tolerance for the power increase of LED modules or strips when their running temperature goes up.
- It is very important to have enough ventilation for a power supply to avoid overheating.
- Do not install the power supply in a closed place, or near flammable or explosive objects, or in a place easily flooded.
- Choose wires with correct AWG or copper area for electrical connection according to the rated current.

OUTPUT

DC OUTPUT	24V
OUTPUT CURRENT	16.67A
RATED POWER	400W
VOLTAGE TOLERANCE	±5%
RIPPLE NOISE	2000mV P-P(Max.)
SETUP RISE TIME	≤2000mS(Max.)@230VAC

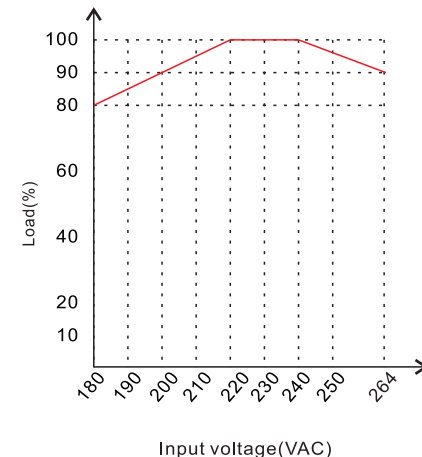
ENVIRONMENT

OPERATING TEMPERATURE	-25°C~+60°C (Refer to the derating curve of "Loading and Ambient temperaturer")
OPERATING HUMIDITY	5%~95%
STORAGE TEMPERATURE	-35°C~+65°C

WEIGHT & PACKING

MTBF	≥438Khrs.MIL-HDBK-217F(25°C)
PRODUCT DIMENSION	293x83x35mm
NET WEIGHT	1.48KG
QUANTITY/CARTON	10PCS
PACKING DIMENSION	360x250x210mm
GROSS WEIGHT	15.8KG

LOADING AND INPUT VOLTAGE



OVERVIEW



TOP VIEW




FRONT VIEW



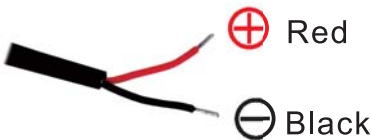
BOTTEM VIEW



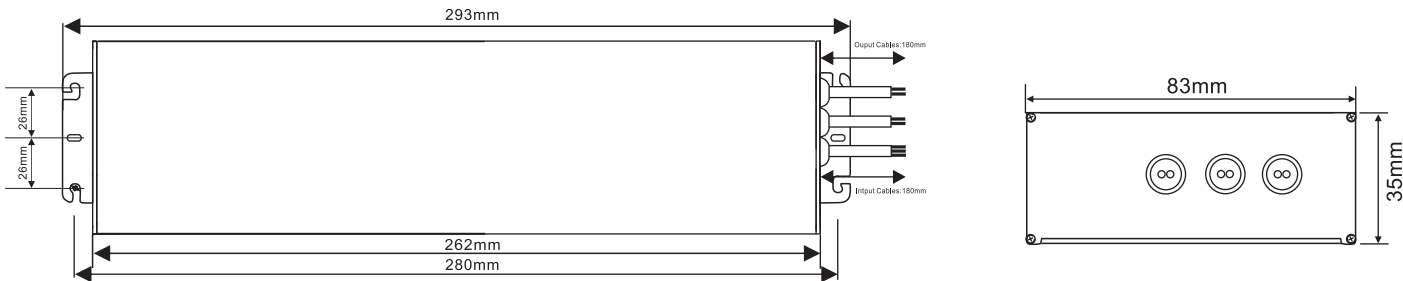
AC INPUT CONNECTION



DC OUTPUT CONNECTION



PRODUCT DIMENSIONS



INNER BOX



OUTER CARTON

