



LED Power Supply TLG-24E60C

Features:

- High efficiency, environmental protection and energy saving
- Integrated aluminum shell with ultra-thin and compact size
- Comply with CE certification
- IP68 waterproof , suitable for indoor or outdoor using
- Protection types: short circuit, over load, over temperature

SELV CE    **IP68** 

INPUT

INPUT VOLTAGE	180~264V AC (Refer to the derating curve of "Loading and Input voltage")
FREQUENCY RANGE	47~63Hz
EFFICIENCY	87%
AC CURRENT	≤0.68A@230VAC
AC INRUSH CURRENT	≤46A@230VAC
LEAKAGE CURRENT	≤0.25mA/230VAC

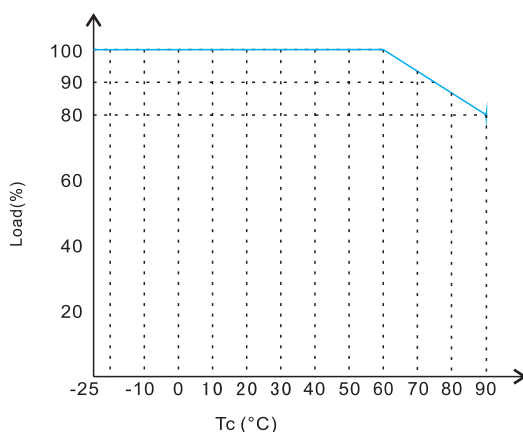
PROTECTION

OVER LOAD	95%-120% rated power,
OVER TEMPERATURE	Protection Type: The maximum output power decreases with increasing case temperature
SHORT CIRCUIT	Protection Type: output becomes Hiccup mode, and will recover automatically after the fault condition is removed

SAFETY & EMC

SAFETY STANDARDS	IEC61347 A1 +A13
EMC	EN 55015;EN 61547;EN 61000-3-2; EN 61000-3-3
WITHSTAND VOLTAGE ISOLATION	I/P-FG:1.5KV AC I/P-O/P:3.75KV AC I/P-O/P:> 100M Ohms/500VDC/25°C /75%RH

Load VS Case Temperature



OUTPUT

DC OUTPUT	24V
OUTPUT CURRENT	2.5A
RATED POWER	60W(Max.)
VOLTAGE TOLERANCE	±5%
SETUP RISE TIME	≤1000mS/230VAC

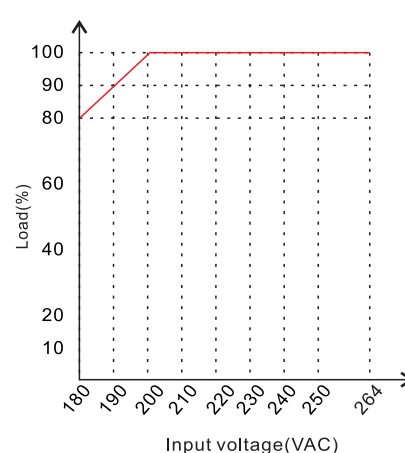
ENVIRONMENT

OPERATING TEMPERATURE	-25°C~+60°C (Refer to the derating curve of "Loading and Ambient temperature")
WATERPROOF LEVEL	IP68
STORAGE TEMPERATURE	-35°C~+65°C

OTHERS

PRODUCT DIMENSION	191x57x18mm
NET WEIGHT	0.36KG
QUANTITY	50PCS
PACKING DIMENSION	405x305x235mm
GROSS WEIGHT	19.7KG

Load VS Input Voltage



INSTALLATION GUIDE

- It is recommended to use no more than 80% of the rated load of a power supply, to have tolerance for the power increase of LED modules or strips when their running temperature goes up.
- It is very important to have enough ventilation for a power supply to avoid overheating.
- Do not install the power supply in a closed place, or near flammable or explosive objects.
- Choose wires with correct AWG or copper area for electrical connection according to the rated current.

OVERVIEW



TOP VIEW



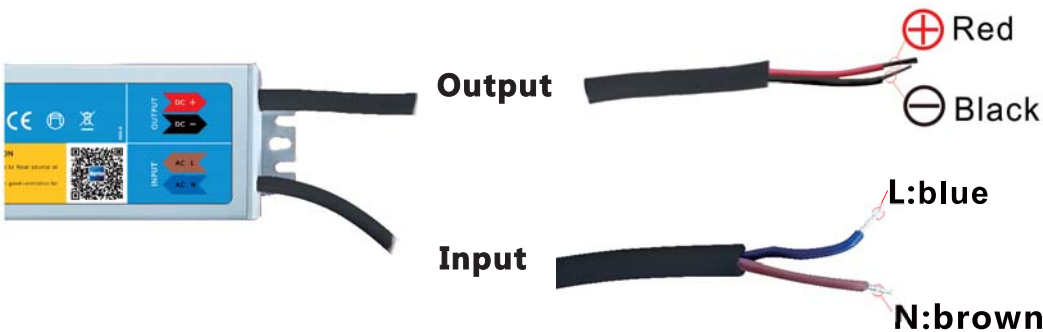
FRONT VIEW



BOTTEM VIEW

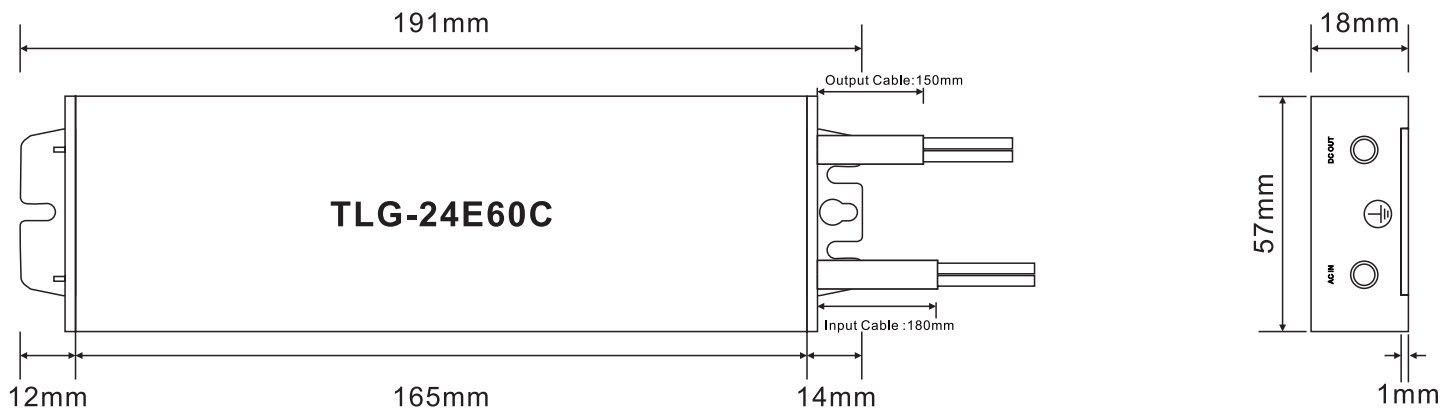


Wiring



Ground Make sure that the grounding end of the product is well connected to the earth through the grounding wire (self-provided).

PRODUCT DIMENSION



INNER BOX



OUTSIDE CARTON

