



## LED Power Supply TLG-12E100C

### Features:

- High efficiency, environmental protection and energy saving
- Integrated aluminum shell with ultra-thin and compact size
- Comply with CE certification
- IP68 waterproof , suitable for indoor or outdoor using
- Protection types: short circuit, over load, over temperature

SELV CE    **IP68** 

### INPUT

INPUT VOLTAGE	180~264V AC (Refer to the derating curve of "Loading and Input voltage")
FREQUENCY RANGE	47~63Hz
EFFICIENCY	88%
AC CURRENT	≤ 1.13A@230VAC
AC INRUSH CURRENT	≤ 46A@230VAC
LEAKAGE CURRENT	≤ 0.25mA/230VAC

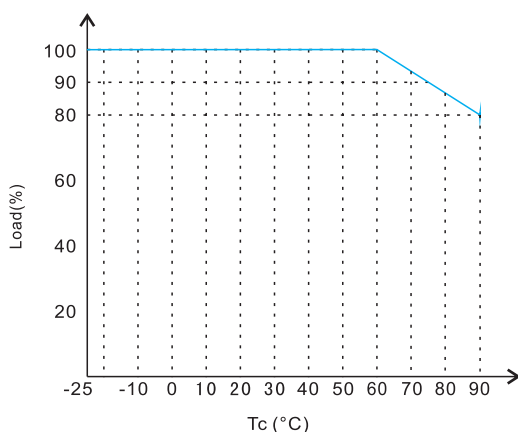
### PROTECTION

OVER LOAD	95%-120% rated power,
OVER TEMPERATURE	Protection Type: The maximum output power decreases with increasing case temperature
SHORT CIRCUIT	Protection Type: output becomes Hiccup mode, and will recover automatically after the fault condition is removed

### SAFETY & EMC

SAFETY STANDARDS	IEC61347 A1 +A13
EMC	EN 55015;EN 61547;EN 61000-3-2; EN 61000-3-3
WITHSTAND VOLTAGE ISOLATION	I/P-FG:1.5KV AC I/P-O/P:3.75KV AC I/P-O/P:> 100M Ohms/500VDC/25°C /75%RH

### Load VS Case Temperature



### OUTPUT

DC OUTPUT	12V
OUTPUT CURRENT	8.0A
RATED POWER	96W(Max.)
VOLTAGE TOLERANCE	±5%
SETUP RISE TIME	≤1000mS/230VAC

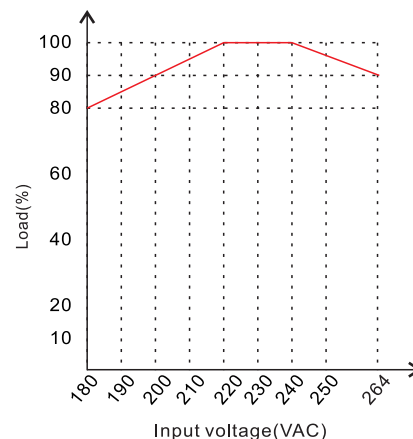
### ENVIRONMENT

OPERATING TEMPERATURE	-25°C~+60°C (Refer to the derating curve of "Loading and Ambient temperature")
WATERPROOF LEVEL	IP68
STORAGE TEMPERATURE	-35°C~+65°C

### OTHERS

PRODUCT DIMENSION	236x57x18mm
NET WEIGHT	0.43KG
QUANTITY	40PCS
PACKING DIMENSION	335x305x280mm
GROSS WEIGHT	18.9KG

### Load VS Input Voltage



### INSTALLATION GUIDE

- It is recommended to use no more than 80% of the rated load of a power supply, to have tolerance for the power increase of LED modules or strips when their running temperature goes up.
- It is very important to have enough ventilation for a power supply to avoid overheating.
- Do not install the power supply in a closed place, or near flammable or explosive objects.
- Choose wires with correct AWG or copper area for electrical connection according to the rated current.

OVERVIEW



TOP VIEW



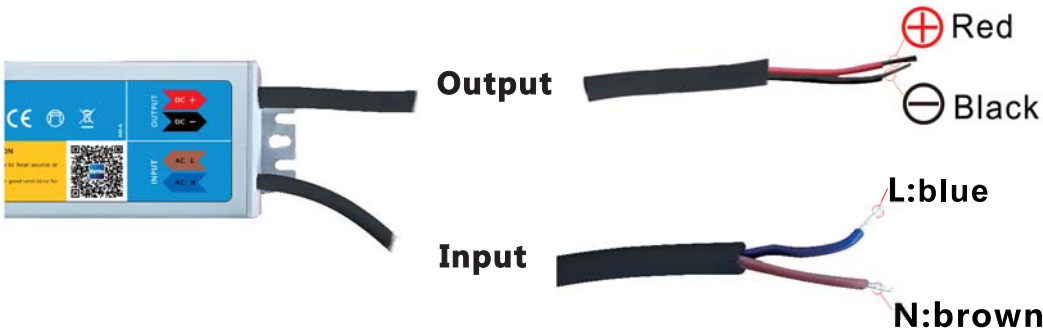
FRONT VIEW



BOTTEM VIEW

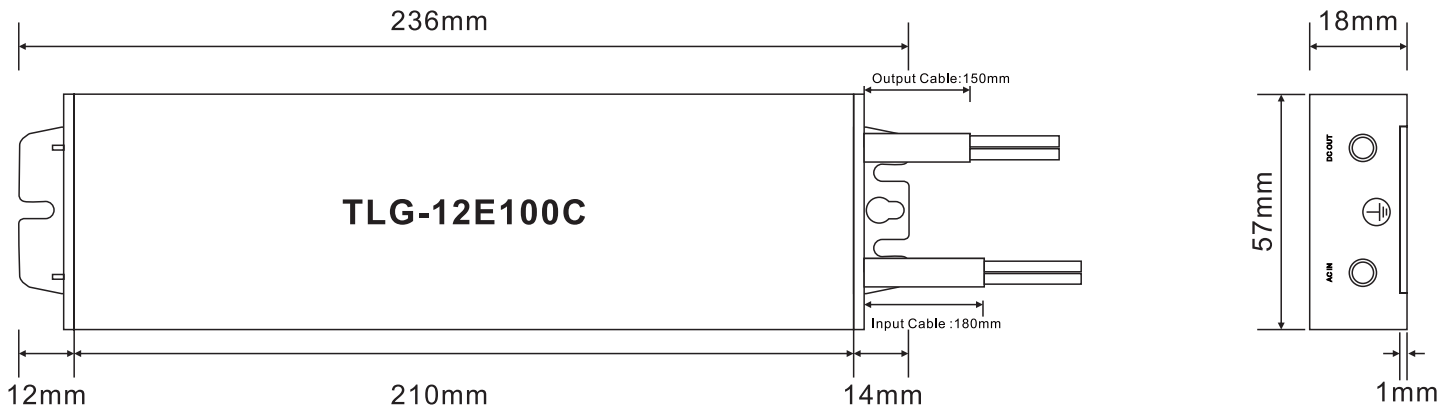


Wiring



**Ground**      Make sure that the grounding end of the product is well connected to the earth through the grounding wire (self-provided).

PRODUCT DIMENSION



INNER BOX



OUTSIDE CARTON

