

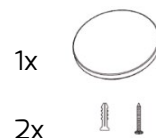
## EN Instructions for use of light panel W0799-1-B

Dear customer, thank you for purchasing our product. Please read the following instructions carefully and follow them to serve you safely and to your full satisfaction. This will prevent misuse or damage. Avoid unprofessional handling of this appliance and always observe the electrical appliance usage guidelines. Do not hang or cover the luminaire with anything. Keep the instruction manual carefully. Installation may only be carried out by a qualified worker qualified in accordance with Decree No 50/1978 Coll., as amended, at least a worker who is knowledgeable in accordance with § 5 of Decree No 50/1978 Coll., as amended.

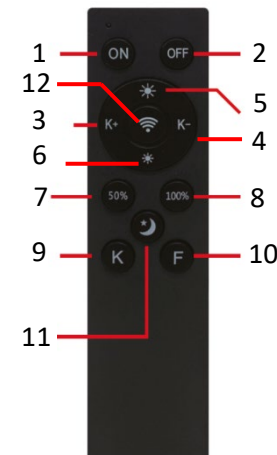
## TECHNICAL PARAMETERS

Operating voltage	220-240V AC
Consumption	50W - 4000K, 28W - 3000K and 6000K
Dimensions	400 x 55 mm
IP coverage	IP20
Illumination angle	120°
Chromaticity temperature	3000K/4000K/6000K
Luminous flux	3100lm - 4000K, 1700lm - 3000K and 6000K

## PACKAGING CONTENT



1. Turn on
2. Turn off
3. Color temperature change (-)
4. Color temperature change (+)
5. Increase brightness
6. Brightness reduction
7. Brightness at 50%
8. Brightness at 100%
9. Color temperature change
10. After 60 seconds, it switches off
11. Night mode (brightness 20%)
12. Pairing button



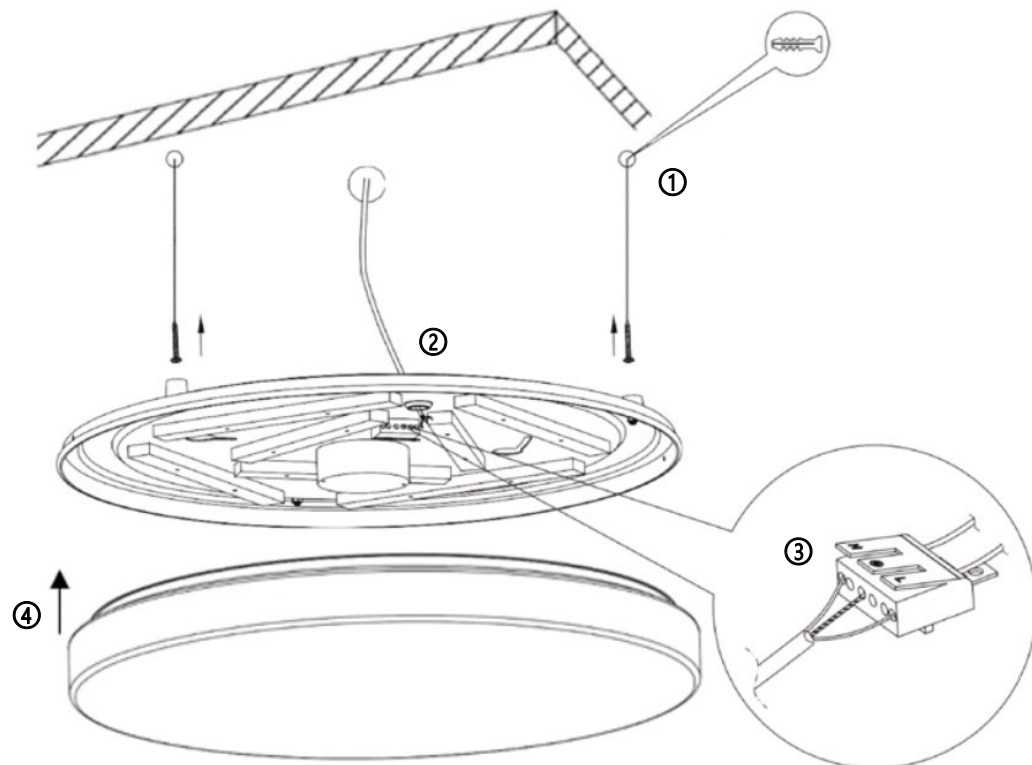
## INSTALLATION

Disconnect the power supply before installation.

1. Insert the dowels into the pre-drilled holes.
2. Thread the power cable through the hole in the luminaire.
3. Connect the power cable to the terminal block, making sure that the wiring is correct.
4. Attach the front cover.
5. Turn on the power supply.

**Note:** Use caution when removing the front cover. Press the cover down on one side and lift it up on the other side to remove. You can use a blunt object such as a knife.

**Note:** To **pair the remote control** with the light, switch off the light from the mains for approx. 15sec and when the light comes back on, hold the centre button with the WiFi symbol on the remote control (point 12 in the description of the remote control). After successful pairing, the light will flash twice.



The light source of this luminaire is non-replaceable, at the end of its service life the entire luminaire must be replaced and disposed of in a designated place. This product contains a light source that for design reasons cannot be removed for verification and therefore the entire product is considered a light source. The power cord cannot be

We are not liable for any damage caused by improper use.

**Producer:**  
Solight Holding, s.r.o., Na Brně 1972,  
Hradec Králové 500 06, Česká