

Thank you for purchasing our product. Please read this manual carefully and heed the safety warnings and instructions before installing, using or repairing the equipment. This will ensure not only the protection of persons, but also the long life of the equipment.

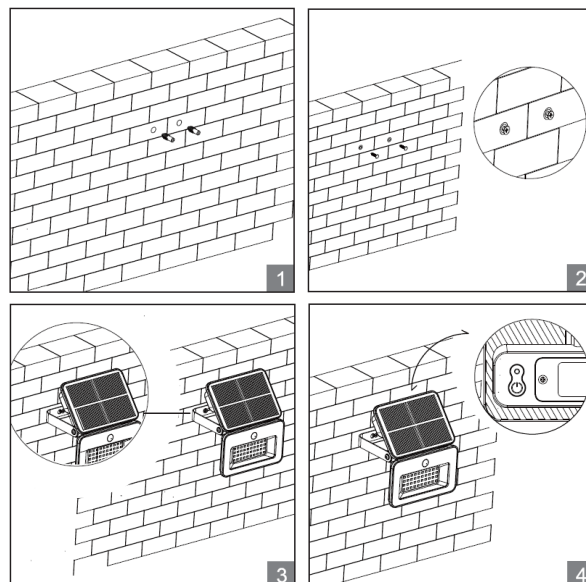
## TECHNICAL PARAMETERS

Luminous flux	660lm
Power input	6W
Light temperature (chromaticity)	3000K, 4000K, 6500K
Lighting modes	100%, 50%, 20%
Batteries	Li-Ion 3,7V 2200mAh
Solar panel	1.75W, 5V
Dimensions of the reflector	143x98x21mm
Battery charging time	approx. 6-8 hours (depending on light conditions)
Net luminous time	min. 1h (e.g. 120 intervals of 30sec)
Detection distance of sensor	Approx. 6m




## INSTALLATION

1. Drill holes for fixing the luminaire at the chosen location
2. Insert dowels into the holes
3. Drill the luminaire to the wall
4. Rotate the solar panel appropriately and switch on the device

Note: Select a suitable installation location where the solar panel will receive at least 8 hours of sunlight.



## CONTROL AND GENERAL INFORMATION

- Long press the  button to switch on the device.
- The  button is also used for switching the brightness (high, medium, dim light).
- Press the button  to switch the light temperature.
- The device works only at ambient light intensity < 10 lx.
- When motion is detected, the device will light up for 30s, then turn off.
- Charging the device takes approximately 6-8h.

## WARNING

- Keep the equipment away from fire and other sources of heat.
- If you don't use the device, charge it at least once every six months to prevent the battery from depleting.
- Keep the solar panel clean for maximum efficiency.
- Do not disassemble or repair the equipment.
- The light source of this luminaire is non-replaceable, at the end of its service life the entire luminaire must be replaced and disposed of in a designated place.

The light source of this luminaire is non-replaceable, at the end of its service life the entire luminaire must be replaced and disposed of in a designated place. This product contains a light source that for design reasons cannot be removed for verification and therefore the entire product is considered a light source.

