Jeweller

LightSwitch Jeweller

Smart touch light switch.



Find the detailed information on the device at:

ajax.systems/support/devices/lightswitch/

Key features

- 1-gang, 2-gang, and 2-way switches
- Contactless control with large touch button
- 8 colours
- Frames for installing up to 4 switches
- No need for neutral wire
- Controlling the lamps of 5 to 600 W
- Remote control and configuring via the Ajax apps
- Pairing with the system via QR code

Components



We have designed two LightSwitch formats: single and combined.

Single LightSwitch consists of two elements: a relay and a touch button.

The combined switch consists of 2, 3, or 4 relays and buttons installed in one frame with the appropriate number of seats.

All parts are purchased separately, so installers can offer solutions that meet customer requirements — no overpayment for extra parts.



An alternative to any switch

LightSwitch can replace any mechanical or touch switch: the product line includes 1-gang, 2-gang, and 2-way switches.

LightSwitch is installed without changing the electrical wiring of the object. The device does not require a neutral wire; a live wire is more than enough.

The switch works in two modes: pulse or bistable. LightSwitch can control the 5 to 600 W lighting devices. For low-power lamps, the kit includes a capacitor to be connected in parallel with the lighting device.

Neutral wire is not needed

Controls the 5 to 600 W lighting devices

Features a standard European form factor (55)

Pulse and bistable operation modes

Great user experience

LightSwitch has a large touch panel that activates when your hand gets as close as 15 mm from the button. Installers can offer the device as a solution for public places: you can control lighting with dirty wet hands or even wearing gloves.



LightSwitch has a backlight that makes the switch visible in the dark. Install the device even by the bed—its soft backlight will not disturb clients. The backlight can be turned off in the Ajax app if necessary.

Fits any interior

To make LightSwitch suitable for both a private home and an industrial plant, we offer 8 different colours of touch buttons.

Black



Graphite



Fog



Oyster



Gray



Olive



Ivory



White



Easy–to-use control and automation

LightSwitch allows you to control the light remotely through Ajax apps: right off a couch or from abroad.

We have provided scenarios to automate routine actions. You can set the light to turn on by an alarm, a schedule, or briefly when the security system is disarmed, according to the time-out timer (pulse mode).

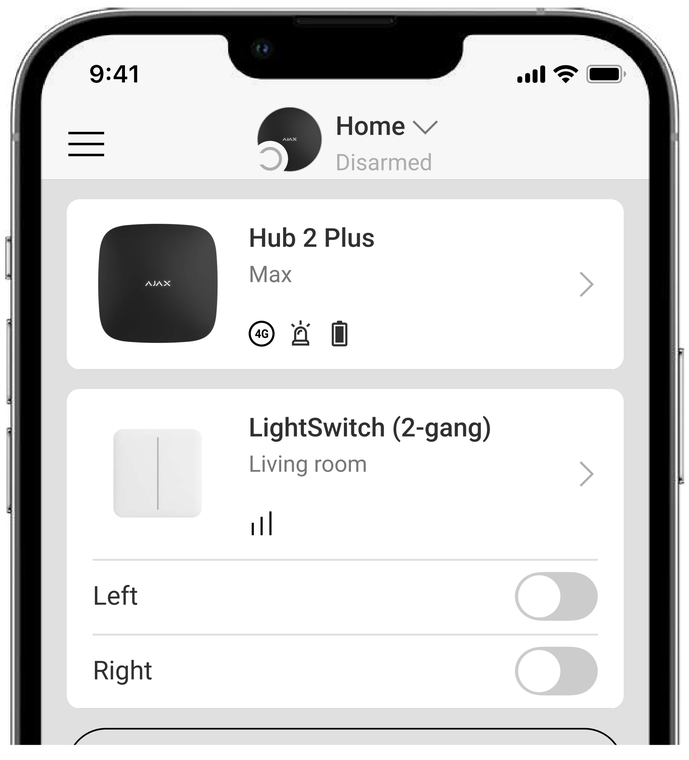

Installers can also configure the actions of automation devices by pressing LightSwitch. For example, in case of a blackout in the room, Relay activates the closing of the roller shutters.

Scenarios

By alarm

By security mode changing

By schedule

By pressing the touch button



Jeweller
communication technology

Jeweller is a radio protocol for fast and reliable two-way communication between the hub and connected devices. The protocol provides a range of wireless radio communication up to 1,100 m, which allows you to install switches not only in flats and private houses but also in large open spaces or warehouses.

Jeweller helps transmit all the necessary information and provides instant control of any number of LightSwitch devices in the system. Thanks to Jeweller, users can always control the light and see the current state of switches in Ajax apps.

Quick pairing and installation

All that an installer needs to install LightSwitch is two screwdrivers.

The switch connects to the Ajax security system in less than one minute. You simply need to open the Ajax app, scan the QR code, and add the device to the room and security group.

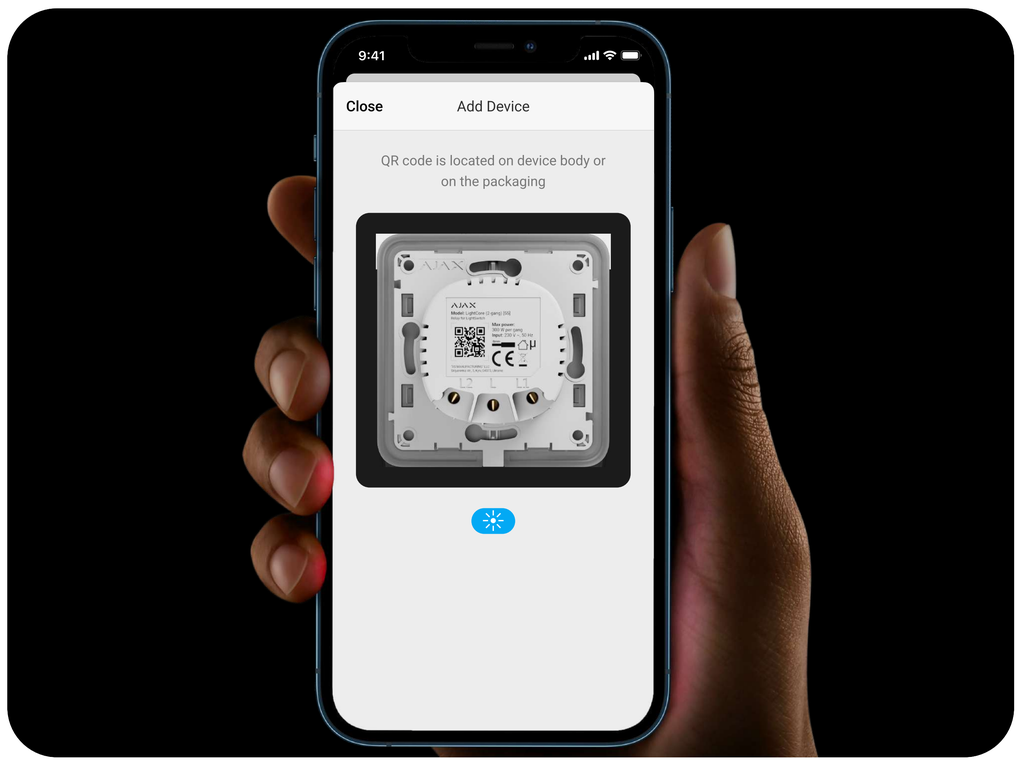

Technical specifications

Communication with control panel or range extender	**Jeweller communication technology** **Frequency bands** 866.0–866.5 MHz 868.0–868.6 MHz 868.7–869.2 MHz 905.0–926.5 MHz 915.85–926.5 MHz 921.0–922.0 MHz Depends on the sales region.
Compatibility	**Hubs** Hub Plus Hub 2 (2G) Hub 2 (4G) Hub 2 Plus Hub Hybrid (2G) Hub Hybrid (4G) **Range extenders** ReX ReX 2

Communication with control panel or range extender

Maximum effective radiated power (ERP)
up to 20 mW

Communication range
up to 1,100 m
in an open space.

Features

Scenarios
reaction to alarm
reaction to security mode change
activation by schedule
reaction to pressing of LightSwitch

Power of switched device
from 5 to 600 W

Contactless touch panel
LightSwitch is activated when your hand gets as close as 15 mm from the button.

Night backlight
Optional, can be turned off in the Ajax app device settings.

Single switch

Single LightSwitch consists of two components: a relay and a button.

Components

Relay
LightCore (1-gang)
Relay for a 1-gang switch.

LightCore (2-gang)
Relay for a 2-gang switch.

LightCore (2-way)
Relay for a 2-way switch.

Buttons
SoloButton
(1-gang / 2-way)
Button for a 1-gang or 2-way switch.

SoloButton (2-gang)
Button for a 2-gang switch.

Combined switch

Combined switch consists of 2, 3, or 4 switches installed in one frame.

Components

Relay
LightCore (1-gang)
Relay for a 1-gang switch.

LightCore (2-gang)
Relay for a 2-gang switch.

LightCore (2-way)
Relay for a 2-way switch.

Frames
Frame (2 seats)
Frame for two switches.

Frame (3 seats)
Frame for three switches.

Frame (4 seats)
Frame for four switches.

Power supply	**Power supply voltage** 230 V~, 50 Hz The device does not need a neutral wire to operate. **Maximum power** 600 W For 1-gang and 2-way switches. 300 W per segment For a 2-gang switch. **Current protection** more than 2.6 A If protection is triggered, LightSwitch turns off power and sends a notification to the Ajax apps. **Temperature protection** more than +60°C If protection is triggered, LightSwitch turns off power and sends a notification to the Ajax apps. **Neutral wire is not required** LightSwitch only needs a live wire to operate.
Combined switch	**Buttons** CenterButton (1-gang / 2-way) Central button for a 1-gang or 2-way switch. CenterButton (2-gang) Central button for a 2-gang switch. SideButton (1-gang / 2-way) Side button for a 1-gang or 2-way switch. Can be installed on the right or left. SideButton (2-gang) Side button for a 2-gang switch. Can be installed on the right or left.
Installation	**Operating temperature range** from -10°C to +40°C **Operating humidity** up to 75% with no condensation **Protection class** IP20 **Form factor of the switch** European type (55)
Colours	Black White Fog Gray Graphite Ivory Oyster Olive