

Automatic 3 Stage Battery Charger

Lead Acid
Battery Charger

ENC series-ENC1220(12V20A)



2 YEAR LIMITED WARRANTY SON E8 RoHS CE

Features: ■

- 3 stage (IUoU) switching model lead acid battery charger
- Battery can be connected to charger indefinitely
- Power ON/OFF switch
- AC Input Voltage Range Selectable : 90~165V / 190~265V
- Protections : short circuit, overload, over-temperature, reverse polarity (fuse)
- Temperature Sensor: optional
- Simple operations and maintenance
- Silent cooling fan operation
- LED indicates for bulk, absorption, float, charge status fault and power ON/OFF

Plug Type (optional)



■ Specification:

Model		ENC1220			
Output	DC Voltage	12V	Input	AC voltage range	190-265V 50/60Hz
	Restrict Voltage	14.5V±0.2V			
	Floating Voltage	13.8V±0.2V	Fuse	AC	3A
	Max.Power	280W		DC	25A
	Max Charging Current (continuous)	20A	Efficiency at max. power	110V:>83% 230V:>87%	
			Size	235*102*55.5mm	
Protection	Reverse Polarity	O/P cut-off, auto-reset			
	Short Circuit	O/P cut-off, auto-reset			
	Overload	O/P current-limited			
	Over-temp.	Inner temp. ≥80℃, auto.shut off			
	OVP (output over voltage protection)	Yes			
	Battery Low Voltage Protection	Yes			
Included Accessories	Cable Length: 1.5m, Plug type selectable & spare fuse				
Optional Accessories	temperature sensor				
Remarks	Specification prior to change without notice				

■ Temperature Sensor (Optional)

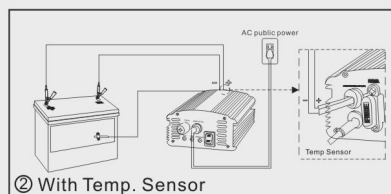
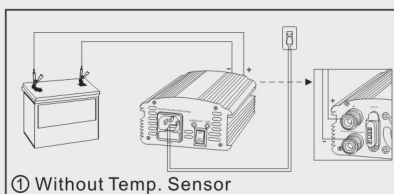
When an external temperature sensor(optional accessory) is installed, the controller will adjust the bulk and float charge voltage according to the temperature of the battery battery. The regulation setpoint is 25℃.The controller adjusts the bulk and float setpoints - 0.03V/℃.

Only the factory provided temperature sensor can be used. If no temp.sensor is installed, the controller will set the temperature of the battery at 25℃.

Plug in the temp.sensor before switch on the charger to activate the temperature control function, neave plug in the charger during the charging.

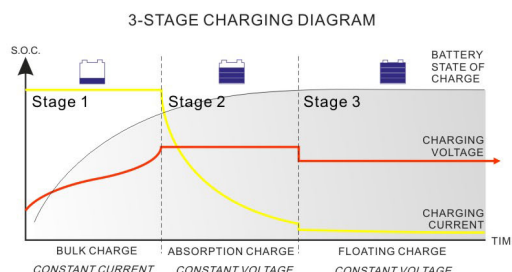
Stick the temperature sensor in a position on the battery and ensure it is not effected by other cooling or heating source.

■ Installation



■ Normal 3-Stage (IUoU)Charging Operation

The 3 stage IUoU charge algorithm ensures fast, complete and at same time gentle charging of the lead acid battery.



State	Name	Explanation	Specification
Stage 1	The Constant Current Charging.	Normally the battery is charged at constant maximum current until it rises to absorption voltage level. The charging voltage changes with the battery voltage.	Full Load Charge
Stage 2	The Constant Voltage Charging.	When the battery voltage rises to the absorption voltage level, the charging switches to constant voltage charging and battery is over 85% full. The battery is kept at this high voltage while the current reduces gradually to set value at which the charger automatically switches to float stage.	14.5V±0.2V
Stage 3	The Floating Voltage Charging.	In this stage, the battery is full and only takes in the amount of current necessary for maintaining the capacity.	≤2A

Note: If you need charge for GEL battery, please let us know before place order we can adjust the charge voltage.